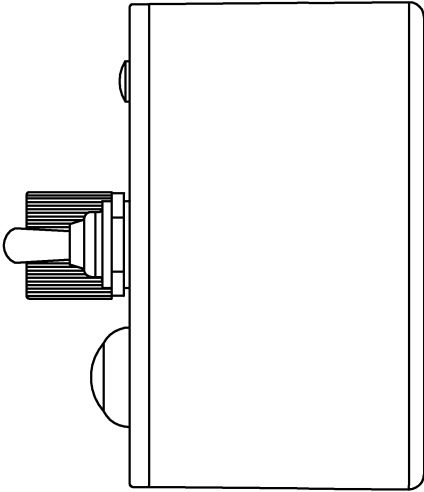
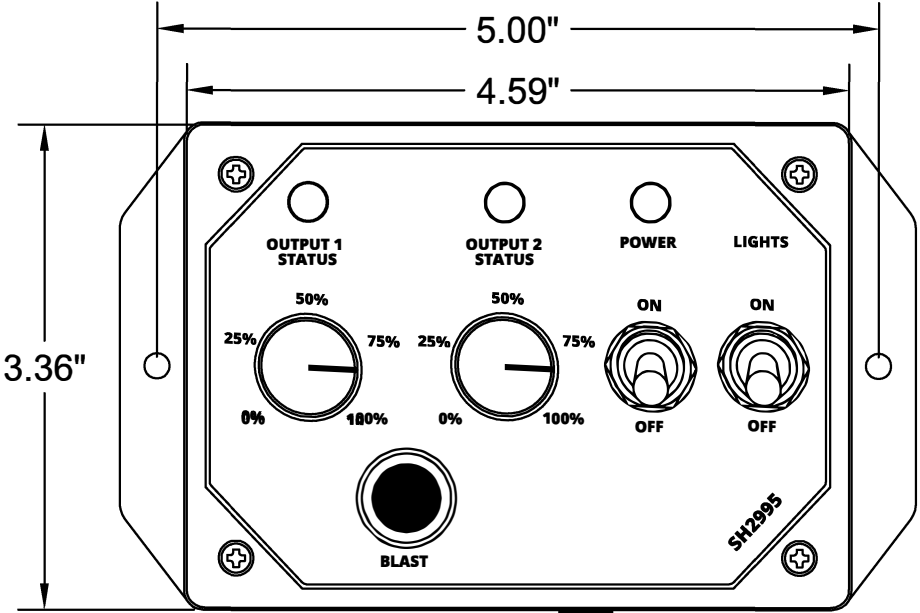


CUSTOMER APPROVAL

YES
 NO (INDICATE CHANGES OR EXPLAIN)
 APPROVED BY _____
 DATE _____



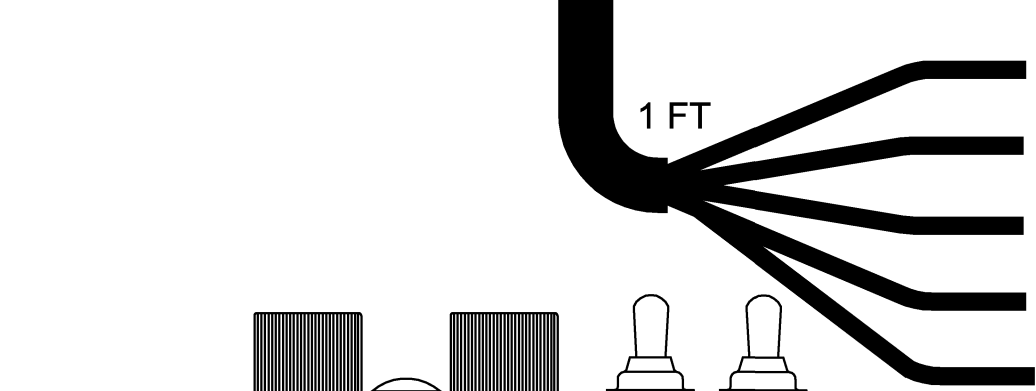
IMPORTANT!

PLEASE INDICATE SYSTEM VOLTAGE
 12V
 24V

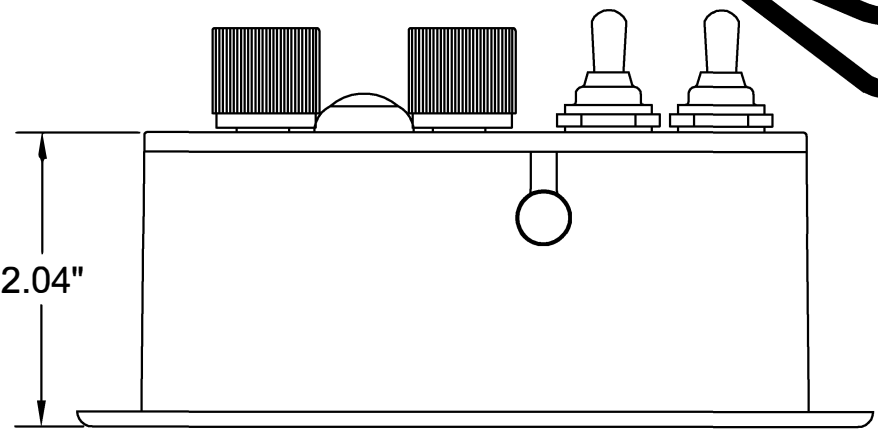
FOR PROPORTIONAL SYSTEMS PLEASE PROVIDE THE VALVE SPECIFICATIONS BELOW:

_____ MIN	<input type="checkbox"/> CURRENT-REGULATED
_____ MAX	<input type="checkbox"/> VOLTAGE-REGULATED
_____ FREQUENCY	<input type="checkbox"/> APITECH
_____ COIL RESISTANCE	<input type="checkbox"/> J1939 CAN

FINAL PINOUT OF RECEIVER OR CONTROL UNIT IS SUBJECT TO CHANGE



COLOR	DESCRIPTION
RED	POWER (9-30V)
BLACK	GROUND
WHITE	OUTPUT 1
GREEN	OUTPUT 2
BLUE	LIGHTS OUTPUT
ORANGE	LIGHTS INPUT



						APPLIED TOLERANCE	
						XX	: .1
						XX	: .05
						XX	: .015
						FRACTIONAL	: 1/16
						ANGULAR	: 0.5 deg
TITLE: CONT, VALVE DRIVER, 2 POT, 2 OUT COMPANY/WEB: HYDROMARKET CAD DRAWING DO NOT REVISE MANUALLY							
SCALE	DRAWN	DATE	CHECKED	APPROVED	DRAWING NO.		
FULL	BK	02-16-17			21-038-2-A-2	A	