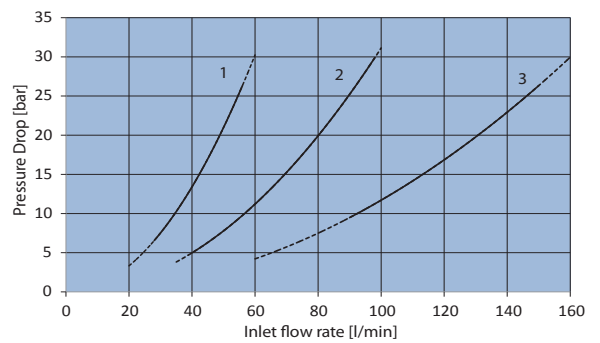
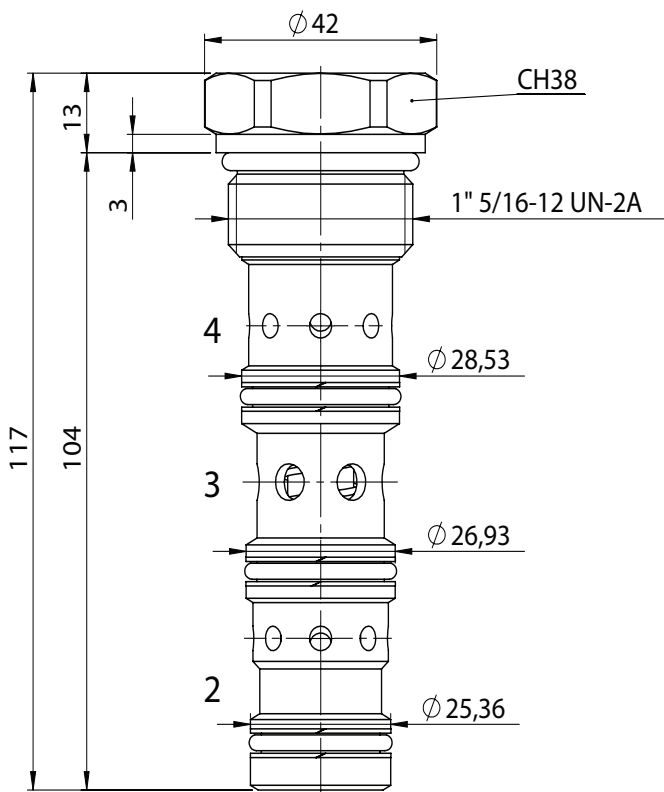
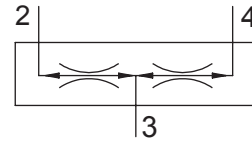


**FLOW DIVIDER AND COMBINER VALVE**

- Flow.....**150 l/min**
- Max working pressure.....**250 bar**
- Seals.....**NBR and PTFE**
- Division ratio.....**50% ÷ 50%**
- Accuracy.....**< +/-3%**
- Cartridge tightening torque.....**70 Nm**
- Weight.....**0,40 Kg**
- Cavity.....**C450000** page 228
- Body.....**171512** page 202



**Ordering code**

**0 8 2 5 0**   **0 0 0 0**

SETTING RANGE	1	2	3
Qmin ÷ Qmax l/min	28 ÷ 55	56 ÷ 95	90 ÷ 150